




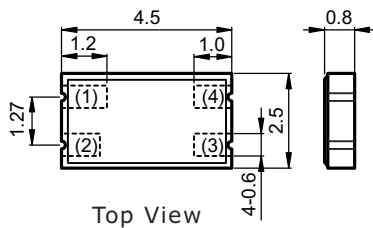
EIA Size 2010 Chip Directional Couplers

Features

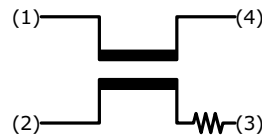
- 1: Ideal applications in mobile phones, and smallest chips available.
- 2: A 200 mW termination resistor is designed in. Offer competitive pricing.
- 3: Coupling and insertion loss are provided according to a customers specification.



Dimensions, Schematics

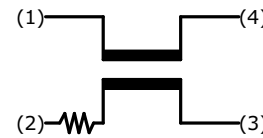


DCS3120
DCS3220



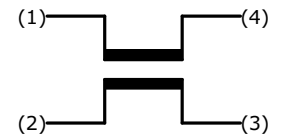
- (1) Input Port
- (2) Coupled Output Port
- (3) Coupled Termination
- (4) Output Port

DCS3320
DCS3420



- (1) Output Port
- (2) Coupled Termination
- (3) Coupled Output Port
- (4) Input Port

DCS3D20
DCS3E20
DCS3F20



- (1) Input Port
- (2) Coupled Output Port
- (3) Coupled Termination
- (4) Output Port

Characteristics

EIA size 2010 (4.5x2.5 mm)

Style No.	Frequency Range [MHz]	Insertion Loss [dB]	Coupling [dB]	Directivity (Isolation) [dB]	VSWR (max.)	RF Impedance [Ω]	Termination Resistor [Ω]	Max. Input Power [W]
DCS3D20-0157-G	136~178	0.25 max.	20±3	17 min. (34 min.)	1.2	50	20	15 max.
DCS3E20-0461-G	403~520	0.2 max.	20±2.5	18 min. (35 min.)	1.2	50	39	10 max.
DCS3120-09-G DCS3320-09-G	800~1000	0.3 max.	17±2	18 min. (33 min.)	1.2	50	Designed in	5 max.
DCS3220-09-G DCS3420-09-G	800~1000	0.3 max.	21±2	15 min. (34 min.)	1.2	50	Designed in	15 max.
DCS3F20-0873-G	806~941	0.2 max.	20±2	18 min. (36 min.)	1.2	50	43	10 max.
DCS3120-15-G DCS3320-15-G	1400~1600	0.4 max.	13±2	15 min. (26 min.)	1.3	50	Designed in	2 max.
DCS3220-15-G DCS3420-15-G	1400~1600	0.3 max.	16±2	15 min. (29 min.)	1.2	50	Designed in	5 max.
DCS3120-19-G DCS3320-19-G	1800~2000	0.6 max.	11±2	15 min. (24 min.)	1.3	50	Designed in	1 max.
DCS3220-19-G DCS3420-19-G	1800~2000	0.3 max.	14±2	15 min. (27 min.)	1.3	50	Designed in	2 max.
DCS3130-2400-G	2350~2450	1.0 max.	8.5±1	10 min. (17 min.)	1.5	50	Designed in	1 max.
DCS3230-2400-G	2350~2450	0.6 max.	12.3±1	13 min. (24 min.)	1.5	50	Designed in	2 max.

Operating Temperature Range : -30~+70°C

Specifications of products are subject to change without notice.

e-dcs4525-p01-08



株式会社 **MKT 太セイ** **MKT TAISEI Co.,Ltd.**

<< Head Office >> 5-16-2, Nishi-Ikebukuro, Toshima-ku, Tokyo, 171-0021, Japan.

PHONE : 81-3-3982-0029 FAX : 81-3-3986-1537 E-mail : info@mkt-taisei.com

<< Kansai Branch >> 3-18-9, Nishi-Nakajima, Yodogawa-ku, Osaka-City, 532-0011, Japan.

PHONE : 81-6-6390-7264 FAX : 81-6-6390-6945 E-mail : mkt-k@wonder.ocn.ne.jp

<http://www.mkt-taisei.co.jp/>