

Battery Holders

Battery Holders SMT and Through Hole

Specifications

- Holder material: heat resistant, glass fiber filled LCP. Flammability rating UL 94 V-0
- Battery contacts: spring stainless steel 301 nickel plated throughout, thickness 10µm. Solder area tin/lead plated throughout, thickness 10µm.
- The contact resistance of the (+) and (-) contacts to the cell is less than 100mOhm (measured through AC 1kHz).

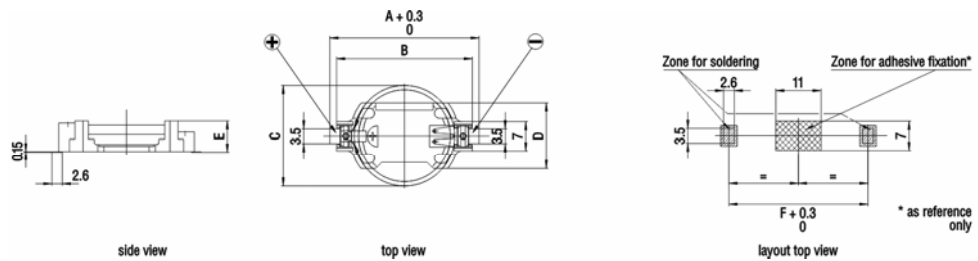

Characteristics

- Easy and fast replacement of battery
- Designed for automatic "pick and place" mounting
- Safe retention of button cell
- Automated battery mounting possible
- Clear separation of connections
- Safety against short circuits
- Safety against inverse polarity (polarized)
- Safety against leak currents
- Solid design

Battery Holders

Battery Holders SMT and Through Hole (cont.)

SMT Battery Holders

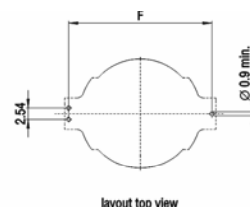
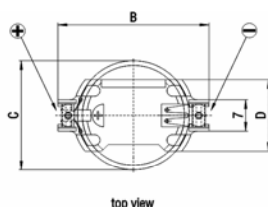
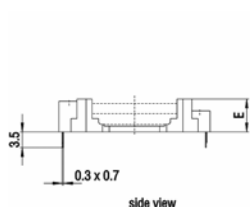



RENATA No.	For use with RENATA cell	Weight (g)	Maximum dimensions (mm)					
			A	B	C	D	E	F
SMTU1225-1	CR1225	0.70	23.7	20.3	12.5	12.7	4.8	21.1
SMTU1632-1	CR1632	0.80	27.7	24.3	16.0	14.5	5.4	25.1
SMTU2032-1	CR2032	0.95	32.0	28.5	20.0	16.1	5.4	29.3
SMTU2430-1	CR2430	1.05	36.5	33.0	24.5	16.1	4.9	33.8
SMTU2450N-1	CR2450N	1.45	36.6	33.0	24.5	16.1	7.5	33.8
SMTU2477N-1	CR2477N	1.65	36.7	33.0	24.5	16.1	10.3	33.8

Battery Holders

Battery Holders SMT and Through Hole (cont.)

Through Hole



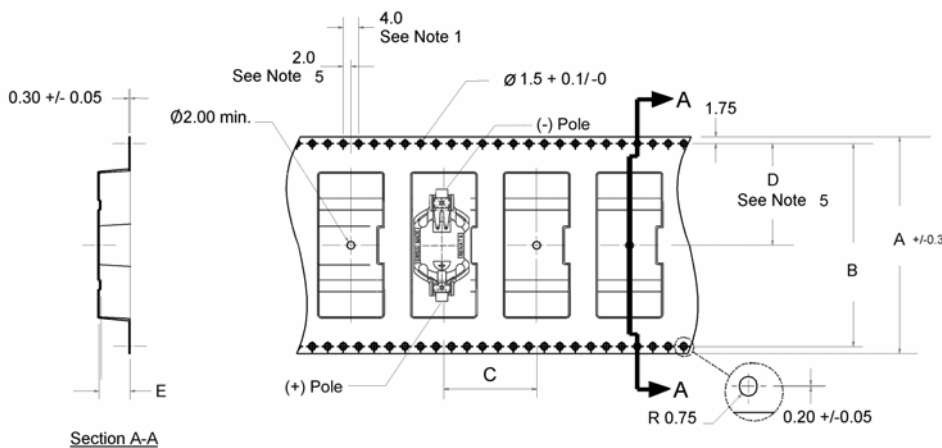
RENATA No.	For use with RENATA cell	Weight (g)	Maximum dimensions (mm)				
			B	C	D	E	F
HU1225-1	CR1225	0.70	20.3	12.5	12.7	4.6	18.7
HU1632-1	CR1632	0.80	24.3	16.0	14.5	5.2	22.7
HU2032-1	CR2032	0.95	28.5	20.0	16.1	5.2	26.9
HU2430-1	CR2430	1.05	33.0	24.5	16.1	4.7	31.5
HU2450N-1	CR2450N	1.45	33.0	24.5	16.1	7.3	31.5
HU2477N-1	CR2477N	1.65	33.0	24.5	16.1	10.1	31.5

Battery Holders

Battery Holders SMT and Through Hole (cont.)

Tape & Reel Packing for SMTU-Battery Holders - Technical Specifications

Dimensions and Quantities



RENATA No.	Quantity per reel	Dimensions (mm)				
		A	B	C	D	E
SMTU1225-1.TR	750 pcs.	44.0	40.4	16.0	20.2	5.7
SMTU1632-1.TR	520 pcs.	44.0	40.4	20.0	20.2	6.1
SMTU2032-1.TR	485 pcs.	44.0	40.4	24.0	20.2	6.0
SMTU2430-1.TR	490 pcs.	56.0	52.4	24.0	26.2	5.7
SMTU2450N-1.TR	350 pcs.	56.0	52.4	24.0	26.2	8.2
SMTU2477N-1.TR	250 pcs.	56.0	52.4	24.0	26.2	10.8

- Notes:
1. 10 sprocket hole pitch cumulative tolerance +/- .02
 2. Camber not to exceed 1 mm in 100 mm

Battery Holders

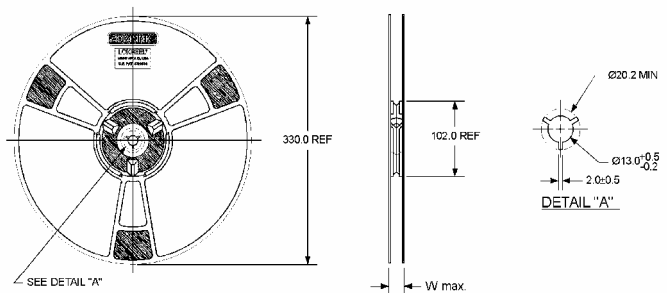
Battery Holders SMT and Through Hole (cont.)

Notes (cont.):

- 3. Material: Black Conductive Advantek Polystyrene
- 4. E measured from a plane on the inside bottom of the pocket to the top surface of the carrier
- 5. Pocket position relative to sprocket hole measured as true position of pocket, not pocket hole

Dimensions of Antistatic Packaging Reels

RENATA No.	Dimensions (mm)
	W max
SMTU1225-1.TR	50.2
SMTU1632-1.TR	50.2
SMTU2032-1.TR	50.2
SMTU2430-1.TR	62.2
SMTU2450N-1.TR	62.2
SMTU2477N-1.TR	62.2



All packaging materials comply with relevant EIA, EIAJ and IEC specifications