


NTC Thermistors, Long Lead Sensors



QUICK REFERENCE DATA	
PARAMETER	VALUE
Resistance value at:	
0 °C	see Resistance Values Table
50 °C	see Resistance Values Table
B _{25/85} -value	3977 K
ΔT ensured between 0 °C and 50 °C	±0.5 °C
Temperature coefficient	see Resistance Values Table
Maximum dissipation	100 mW
Minimum dielectric withstanding voltage (RMS) between leads and coating	500 V
Operating temperature range	-40 to +125 °C
Climatic category	40/125/56
Mass	≈0.2 g

FEATURES

- Accuracy of 0.5 °C between 0 °C and 50 °C
- Small diameter
- High stability over a long life
- Long and flexible leads for special mounting or assembly requirements

APPLICATIONS

- Temperature sensing and control

These thermistors have a negative temperature coefficient. The device consists of a chip with two insulated or non-insulated nickel leads.

PACKAGING

The thermistors are packed in cardboard boxes; the smallest packing quantity is 1000 units.

MARKING

The body is coloured with ochre lacquer and not marked.

MOUNTING

By soldering in any position.

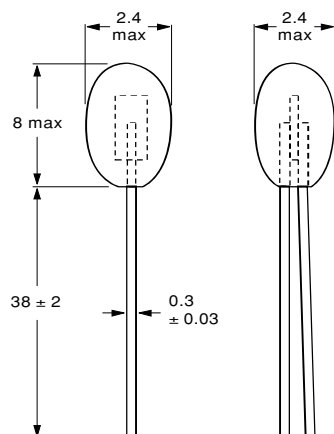
ELECTRICAL DATA AND ORDERING INFORMATION		
R ₂₅ -VALUE (kΩ)	B _{25/85} -VALUE (K)	CATALOG NUMBER 2322 645 ⁽¹⁾
3	3977	.0302
5	3977	.0502
10	3977	.0103

Note

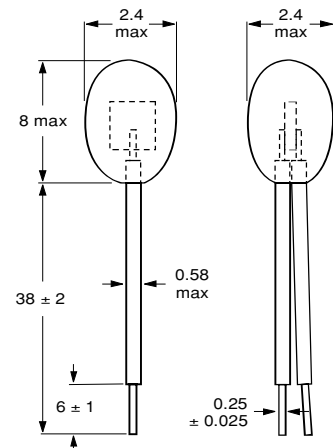
1. Replace dot in last 5 digits of catalog number by 1 for non-insulated or 2 for insulated leads.

DIMENSIONS in millimeters

Component outline for 2322 645 10... series.

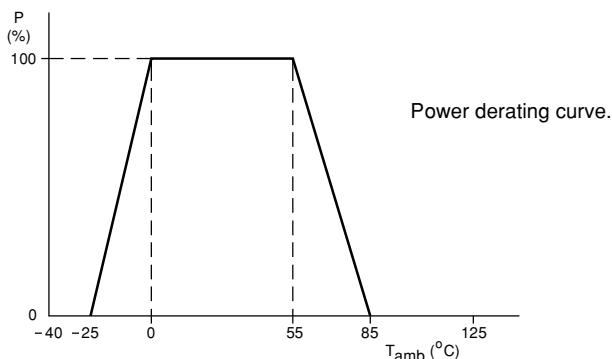


Component outline for 2322 645 20... series.





DERATING



RESISTANCE VALUES AT INTERMEDIATE TEMPERATURES

T _{oper} (°C)	R _T /R ₂₅	ΔT (K)	TC (%/K)	R ₂₅ (kΩ)		
				2322 645; see note 1		
				.0302	.0502	.0103
-40	33.21	0.68	6.57	99.63	166.1	332.1
-35	23.99	0.66	6.36	71.97	120.0	239.9
-30	17.52	0.64	6.15	52.56	87.60	175.2
-25	12.93	0.62	5.95	38.79	64.65	129.3
-20	9.636	0.59	5.76	28.91	48.18	96.36
-15	7.250	0.57	5.58	21.75	36.25	72.50
-10	5.505	0.55	5.40	16.51	27.52	55.05
-5	4.216	0.52	5.24	12.65	21.08	42.16
0	3.255	0.50	5.08	9.766	16.28	32.56
5	2.534	0.50	4.92	7.602	12.67	25.34
10	1.987	0.50	4.78	5.962	9.936	19.87
15	1.570	0.50	4.64	4.710	7.849	15.70
20	1.249	0.50	4.50	3.746	6.244	12.49
25	1.000	0.50	4.37	3.000	5.000	10.00
30	0.8059	0.50	4.25	2.418	4.030	8.059
35	0.6535	0.50	4.13	1.960	3.267	6.535
40	0.5330	0.50	4.02	1.599	2.665	5.330
45	0.4372	0.50	3.91	1.312	2.186	4.372
50	0.3605	0.50	3.80	1.082	1.803	3.606
55	0.2989	0.55	3.70	0.8966	1.494	2.989
60	0.2490	0.61	3.60	0.7470	1.245	2.490
65	0.2084	0.66	3.51	0.6253	1.042	2.084
70	0.1753	0.72	3.42	0.5259	0.8765	1.753
75	0.1481	0.77	3.33	0.4443	0.7405	1.481
80	0.1256	0.83	3.25	0.3769	0.6282	1.256
85	0.1070	0.89	3.16	0.3211	0.5352	1.070
90	0.09154	0.95	3.09	0.2746	0.4577	0.9154
95	0.07860	1.02	3.01	0.2358	0.3930	0.7860
100	0.06773	1.08	2.94	0.2032	0.3387	0.6773
105	0.05858	1.14	2.87	0.1757	0.2929	0.5858
110	0.05083	1.21	2.80	0.1525	0.2542	0.5083
115	0.04426	1.27	2.73	0.1328	0.2213	0.4426
120	0.03866	1.34	2.67	0.1160	0.1933	0.3866
125	0.03387	1.41	2.61	0.1016	0.1694	0.3387

Note

1. Replace dot in last 5 digits of catalog number by 1 for non-insulated or 2 for insulated leads.