

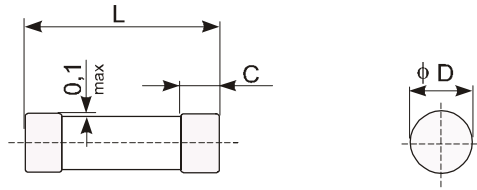


SMD - Metal Film resistors MELF Style

Specifications

Type		ZC0204	ZC0207
Style		0204	0207
Nominal Power rating P_{70}	W	0,25 (0,4W for min. 8.000hrs)	1,0
Resistance range	Ω	see next page	
E-series		see next page	
Tolerance	%	see next page	
Temperature coefficient	$10^{-6} \cdot K^{-1}$	see next page	
Max. cont. working voltage	V_{RMS}	200	500
Voltage coefficient	$10^{-6} \cdot V^{-1}$	< 1	
Insulation voltage (1min.)	V_{RMS}	300	500
Insulation resistance	Ω	> 10^4 M	> 10^4 M
Derating	$^{\circ}C$	linear 70 ... 155 (0W)	linear 70 ... 155 (0W)
Climatic category		55/155/56	55/155/56
Temperature range	$^{\circ}C$	-55...155	-55...155
Pad size / cut-layer	mm	1,5 x 1,5 / 35 μ	5,5 x 5,5 / 70 μ
Thermal resistance	KW^{-1}	200	85
Failure Rate (Total ϑ_0 max, 60% conf. lev.)	$10^{-9} h^{-1}$	< 10	< 5
Endurance (P_{70} , @ 70 $^{\circ}C$, 1000h intem.)	$[\Delta R/R]$ %	$\pm 0,25$	$\pm 1,5$
Damp heat, steady state (40 $^{\circ}C$, 93% r.h., 56d)	$[\Delta R/R]$ %	$\pm 0,25$	$\pm 0,5$
Climatic sequence	$[\Delta R/R]$ %	$\pm 0,1$	
Terminal Strength		Board-bend test, CECC 00802; 10 x 2 mm	
Resistance to soldering heat (260 $^{\circ}C$, 10s)	$[\Delta R/R]$ %	$\pm 0,1$	$\pm 0,25$
Solderability	S	Solder-bath test, CECC 00802, 95% wetting	
Current noise (DIN/IEC 195)	dB	R<10K : -25 R>10K : -25 + 8 / decade	
Nonlinearity (DIN/IEC 440)	dB	110	
OR0 (Jumper) Current rating		2A ($R_{max} = R015$)	
Marking		(DIN-IEC-Colour code, 5 bands)	

Dimensions in mm:



Type	L	C	Ø D max.
ZC0204	3,6 -0,2	0,5 +0,35	1,4
ZC0207	5,8 -0,3	0,9 ±0,30	2,2

Resistance range ZG0207	Resistance range ZG0204	Tolerance	Temperature coefficient	E-Series
0R16 ... 0R2	0R22... 0R91	± 5%	100 * 10 ⁻⁶ K ⁻¹	E 24
0R22... 0R91	0R51... 0R91	± 2%	100 * 10 ⁻⁶ K ⁻¹	E 24
1R ... 10M	1R ... 10M	± 1%	50 * 10 ⁻⁶ K ⁻¹	E 24 / E 96
1R ... 2M2	10R ... 475K	± 0,5%	50 * 10 ⁻⁶ K ⁻¹	E 24 / E 96
-	10R ... 475K	± 0,5%	25 * 10 ⁻⁶ K ⁻¹	E 24 / E 96
-	10R ... 221K	± 0,5%	15 * 10 ⁻⁶ K ⁻¹	E 24 / E 96
10R ... 1M	22R ... 330K	± 0,25%	25 * 10 ⁻⁶ K ⁻¹	E 24 / E 96
-	22R ... 221K	± 0,25%	15 * 10 ⁻⁶ K ⁻¹	E 24 / E 96
100R ... 511K	43R ... 330K	± 0,1%	25 * 10 ⁻⁶ K ⁻¹	E 24 / E 96
-	43R ... 221K	± 0,1%	15 * 10 ⁻⁶ K ⁻¹	E 24 / E 96

Tolerance	Coding	Temperature coefficient	Coding	Coating
5%	J	100	F	Light green
2%	G	50	E	Light green
1%	F	25	D	pink
0,5%	D	15	C	violett
0,25%	C			
0,1%	B			

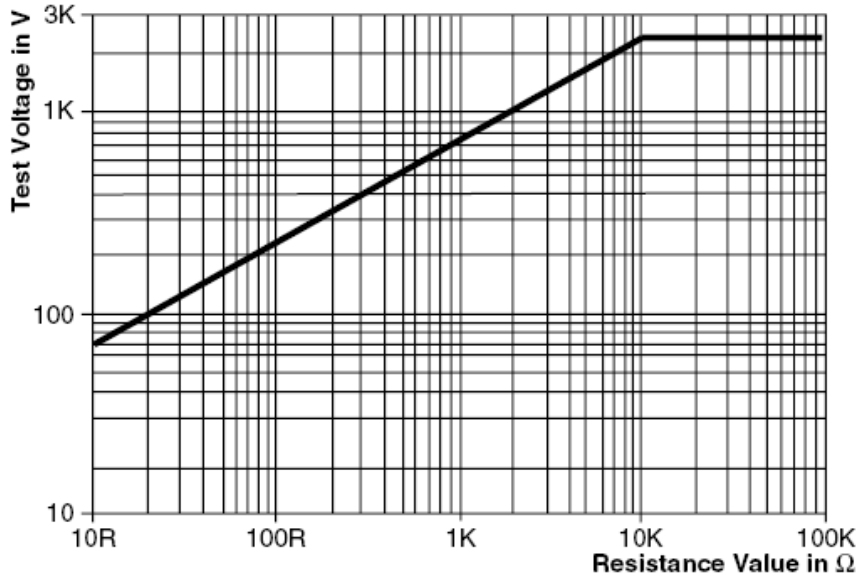
Packaging:

Type	Packaging	Pieces	Tolerance
ZC0204	8mm Blistertape 7 inch	3000	all
	8mm Blistertape 13 inch	10000	all
ZC0207	12mm Blistertape 7 inch	1500	all

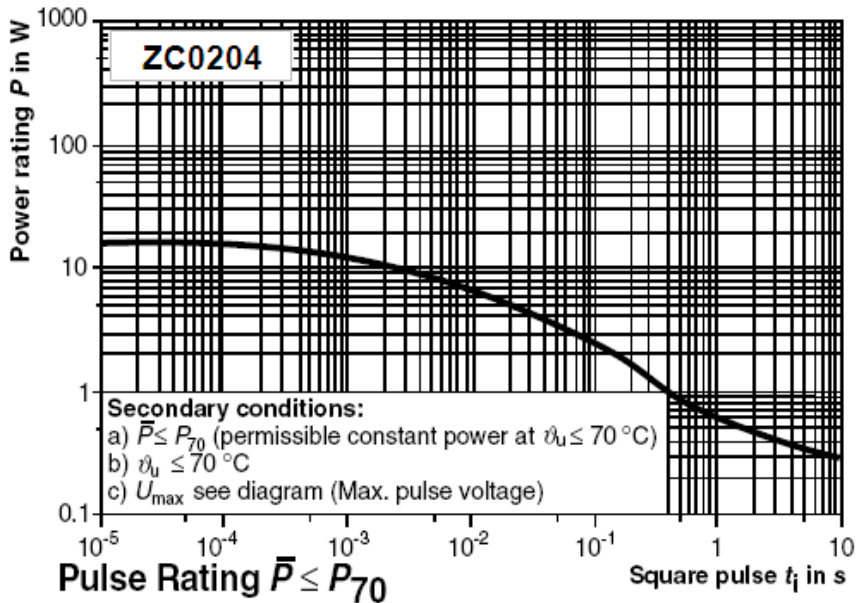
Ordering example:

0-0hm = ZC0204 F K E 07 1K
 ZC0204 F K E 07 0R
 Type Tolerance Blister Tape TC Reel Diameter R-Value

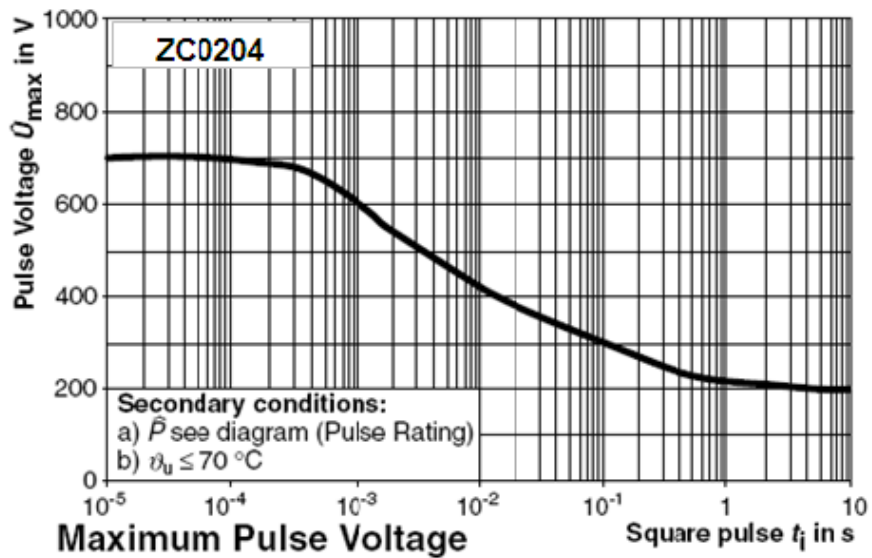
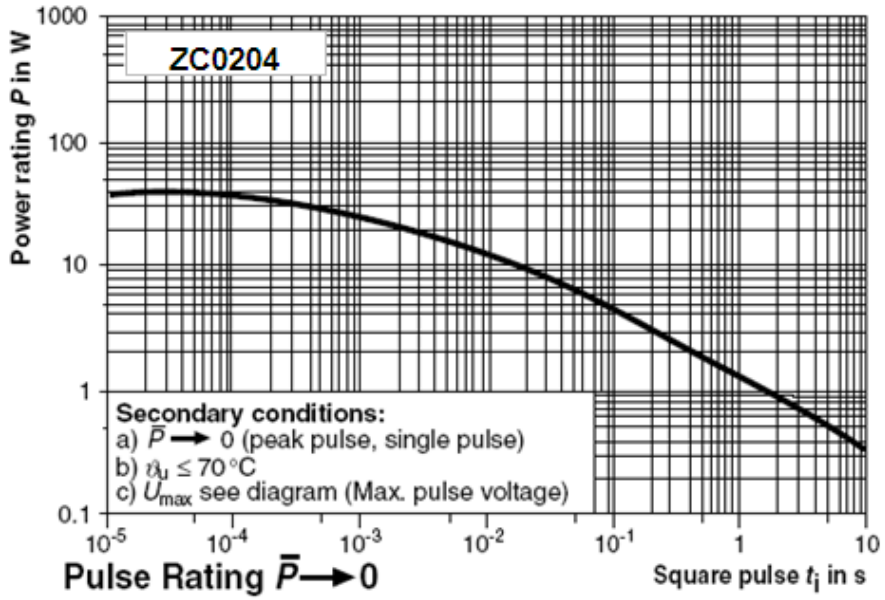
SMD – Metal Film Resistors
MELF Style ZC0204



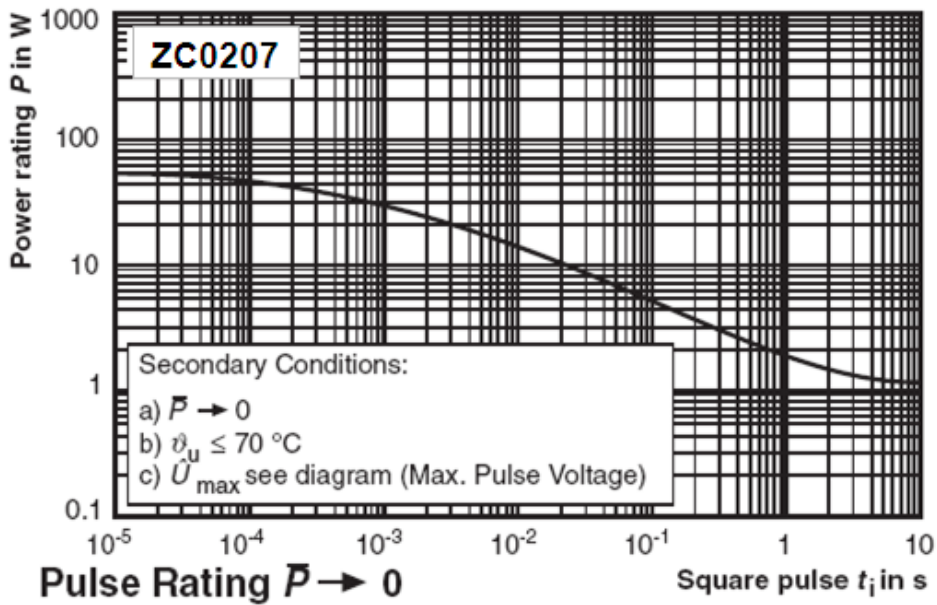
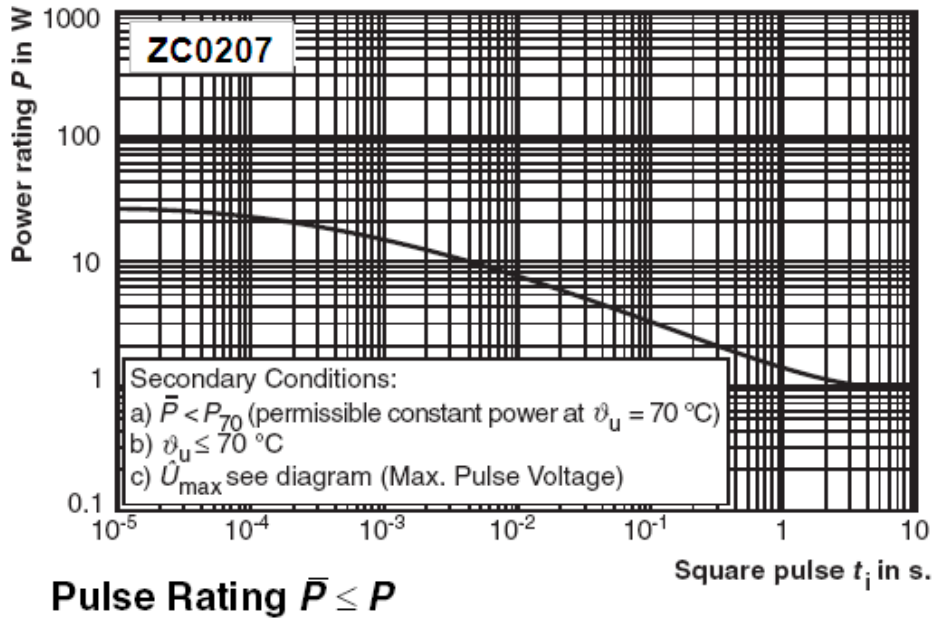
Single pulse high voltage overload test
1.2/50 acc. EN 60115-1, 4.27



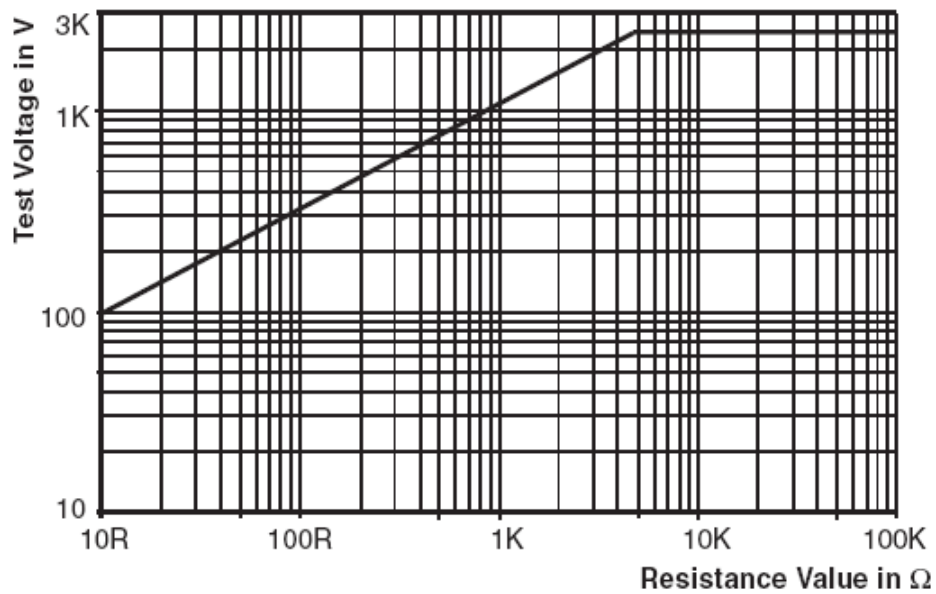
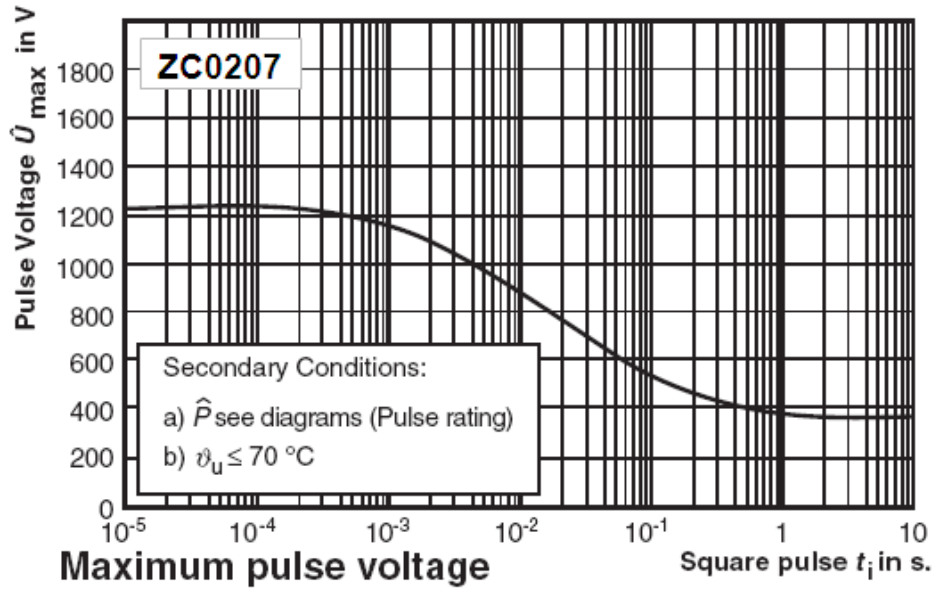
SMD – Metal Film Resistors
MELF Style ZC0204



SMD – Metal Film Resistors
MELF Style ZC0207



SMD – Metal Film Resistors
MELF Style ZC0207



Single pulse high voltage overload test
1.2/50 acc. EN 60115-1, 4.27